



© Alexandre Champagne




5TH GEN. SENSOR & PROCESSOR

- Back-Illuminated APS-C Sensor
- 1/180,000s Electronic Shutter
- ISO125 Standard Sensitivity
- 10-bit HEIF Format
- Image Ratio 3:2, 4:3, 5:4, 1:1, 16:9




MASTERING THE DETAILS

- Machined Aluminum Top-Plate
- 2.36M-dot OLED Electronic Viewfinder
- New Classic Display / Surround View Mode
- 1.04M-dot 2-Way Tilting Touch Screen
- Up to 7 stops In-Body-Image-Stabilisation



6.2K/30P 4:2:2 10-BIT

- 3.5mm Mic / 3.5mm Headphone *1
- F-Log2 for 13+ Stops DR
- 12-bit ProRes / Black Magic Raw (HDMI Out)
- Video Self-Timer / Rec Frame Indicator
- Front tilting LCD for video monitoring



LATEST AF ALGORITHM

- Subject Detection AF
- 425 Phase Detection AF Points
- AI AWB / Deep Learning
- Low-light focusing down to -7EV *3



SEAMLESS CONNECTIVITY

- Wireless shooting via FUJIFILM XApp
- Geotagging via Bluetooth®
- UVC Webcam / Streaming in 4K/60P
- Compatible with Frame.io Camera to Cloud
- instax Direct Print




YOUR FILM, YOUR STORY

- 20 digital Film Simulation incl. REALA ACE
- Save FS recipes on FS1-FS3 positions *2
- Adjust Clarity, Grain Effect, Tone Curve, and more..
- 1.4x / 2.0x Digital Tele-Converter




CREATE CUSTOM FILM RECIPES

Use this dial to quickly switch film simulations. FS1-FS3 can be assigned to Film Simulations that are not on the dial or custom recipes. To set them: Go to the IMAGE QUALITY MENU > FILM SIMULATION DIAL SETTING, you can then select an FS slot, choose a simulation or turn FS RECIPE to ON to create your own.



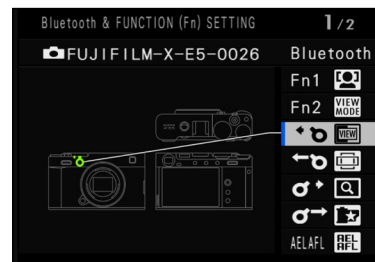
INSTAX DIRECT PRINT

To print images with a compatible instax Link printer, long-press the Bluetooth® button on the camera, select PAIRING, and turn on your instax printer. The camera will connect automatically. Then press the playback button, press on the MENU/OK button, choose INSTAX PRINTER PRINT, select your image, and press OK to print.



CLASSIC DISPLAY MODE

To activate the Classic Display Mode, bring the EVF up to your eye and press the DISP/BACK button to cycle through the available display options. Keep toggling until you reach the Classic Display Mode. Note that this mode is only visible through the EVF and will not appear on the LCD screen.



FUNCTION (FN) BUTTONS

To customize your Fn buttons, long press the DISP. BACK button. A diagram of the camera and the Fn buttons will appear. Select the Fn button you want to customize and scroll through the features to choose the function you want to assign.



THE CONTROL LEVER

The control lever supports five customizable actions: push, pull, long push, long pull and a center button press. By default, pulling the lever activates the Surround View feature, while pushing it activates the Digital Zoom. A long pull brings the Aspect Ratios, and a long push toggles the FS Recipes ON/OFF. Pressing the center button enables the FRONT COMMAND DIAL SWITCH. All of these functions can be changed to fit your shooting style.

*1 with included USB-C to 3.5mm adapter

*2 Create your own in-camera Film Simulation recipes using the custom settings.

*3 When XF50mmF1.0 R WR is attached.

KIT OPTIONS



BODY ONLY
MSRP: \$ 2,000



XF23MMF2.8 R WR
MSRP: \$ 2,250

COLOURS

BLACK SILVER

INCLUDED IN THE BOX

LI-ION BATTERY NP-W126S, HEADPHONE ADAPTER
SHOULDER STRAP, CLIP ATTACHING TOOL, BODY CAP.

ACCESSORIES



STEREO MICROPHONE MIC-ST1
MSRP: \$150



NP-W126SF LI-ON BATTERY
MSRP: \$100



TRIPOD GRIP TG-BT1
MSRP: \$270



BATTERY CHARGER BC-126
MSRP: \$100

SPECIFICATIONS



Model Name	FUJIFILM X-E5
Number of effective pixels	40.2 millions pixels
Image Sensor	23.5mm x 15.7mm (APS-C) X-Trans CMOS 5 HR with primary color filter
Storage media	SD Card (-2GB), SDHC Card (-32GB), SDXC Card (-2TB), UHS-I, UHS-II, Video Speed Class V90 *Please see the Fujifilm website (https://fujifilm-x.com/support/compatibility/cameras/) to check memory card compatibility.
File format of still image	DCF Compliant with Design rule for Camera File system (DCF2.0) JPEG Exif Ver.2.32 HEIF 4:2:2 10bit RAW 14bit RAW (RAF original format) TIFF 8bit / 16bit RGB (In-camera Raw Conversion Only) Note *2
Lens mount	FUJIFILM X Mount
Sensitivity Standard output Extended output	AUTO1 / AUTO2 / AUTO3 (up to ISO12800) / ISO125 to 12800(1/3 step) ISO64 / ISO80 / ISO100 / ISO25600 / ISO51200
Exposure control	TTL 256-zone metering, Multi / Spot / Average / Center Weighted
Exposure mode	P (Program AE) / A (Aperture Priority AE) / S (Shutter Speed Priority AE) / M (Manual Exposure)
Exposure compensation	Still: -5.0EV~+5.0EV 1/3EV step Movie: -2.0EV~+2.0EV 1/3EV step
Shutter type	Focal Plane Shutter
Image stabilizer Mechanism Compensation Effect Digital Image Stabilization IS MODE BOOST	Image sensor shift mechanism with 5-axis compensation Center 7.0 stops and Periphery 6.0 stops *based on CIPA2024 standard *Pitch/Yaw/Roll compensation *With XF35mmF1.4 R lens mounted Yes (movie mode only) Yes (movie mode only)
Movie recording	MOV: HEVC/H.265, Linear PCM (Stereo sound 24bit / 48KHz sampling) MPEG-4: AVC/H.264, Linear PCM (Stereo sound 24bit / 48KHz sampling) MP4: MPEG-4 AVC/H.264, AAC 6.2K(16:9) 6240 × 3510 Frame rate: 29.97p / 25p / 24p / 23.98p Bitrate: 360Mbps / 200Mbps / 100Mbps / 50Mbps DC14K HQ(17:9) File size: 4096 x 2160 Frame rate: 29.97p / 25p / 24p / 23.98p Bitrate: 360Mbps / 200Mbps / 100Mbps / 50Mbps 4K HQ(16:9) File size: 3840 x 2160 Frame rate: 29.97p / 25p / 24p / 23.98p Bitrate: 360Mbps / 200Mbps / 100Mbps / 50Mbps DC14K(17:9) File size: 4096 x 2160 Frame rate: 59.94p / 50p / 29.97p / 25p / 24p / 23.98p Bitrate: 360Mbps / 200Mbps / 100Mbps / 50Mbps 4K(16:9) File size: 3840 x 2160 Frame rate: 59.94p / 50p / 29.97p / 25p / 24p / 23.98p Bitrate: 360Mbps / 200Mbps / 100Mbps / 50Mbps Full HD(17:9) File size: 2048 x 1080 Frame rate: 59.94p / 50p / 29.97p / 25p / 24p / 23.98p Bitrate: 360Mbps / 200Mbps / 100Mbps / 50Mbps Full HD(16:9) File size: 1920 x 1080 Frame rate: 59.94p / 50p / 29.97p / 25p / 24p / 23.98p Bitrate: 360Mbps / 200Mbps / 100Mbps / 50Mbps Full HD(17:9) High Speed Rec. File size: 2048 x 1080 Frame rate: 240p / 200p / 120p / 100p Bitrate: 360Mbps (recording) / 200Mbps (recording) Full HD(16:9) High Speed Rec. File size: 1920 x 1080 Frame rate: 240p / 200p / 120p / 100p Bitrate: 360Mbps (recording) / 200Mbps (recording)
Flash modes Sync. mode Flash mode	TTL MODE (Flash Auto, Standard, Slow Sync.), Manual, Multi, Off 1st Curtain, 2nd Curtain, AUTO FP (high-speed sync) RED EYE REMOVAL: FLASH + REMOVAL, FLASH, REMOVAL, OFF
LCD monitor	3.0 inch, aspect ratio 3:2, approx. 1.04 million dots touch screen color LCD monitor(approx. 100% coverage)
Viewfinder	0.39 inch OLED Color Viewfinder Approx. 2.36 million dots Coverage of Viewing Area vs. Capturing Area Approx. 100% Eyepoint Approx. 17.5mm (from the Rear End of the Camera's Eyepiece) Diopter Adjustment -4~+2m-1 Magnification 0.62x with 50mm Lens (35mm Equivalent) at infinity and Diopter set to -1.0m-1 Diagonal Angle of View approx. 31° (Horizontal angle of view: approx. 26°) Built-In Eye Sensor
Terminal Digital interface HDMI output Other	USB Type-C USB 10Gbps HDMI Micro connector (Type D) 03.5mm, stereo mini connector (Microphone & Remote Release) Hot shoe
Dimensions	Width 124.9mm Height 72.9mm Depth 39.1mm (Minimum Depth) (33.0mm)
Weight	Including Battery And Memory Card Approx. 445g Excluding Battery And Memory Card Approx. 396g
Notes	*2 Exif 2.32 is a digital camera file format that contains a variety of shooting information for optimal printing